

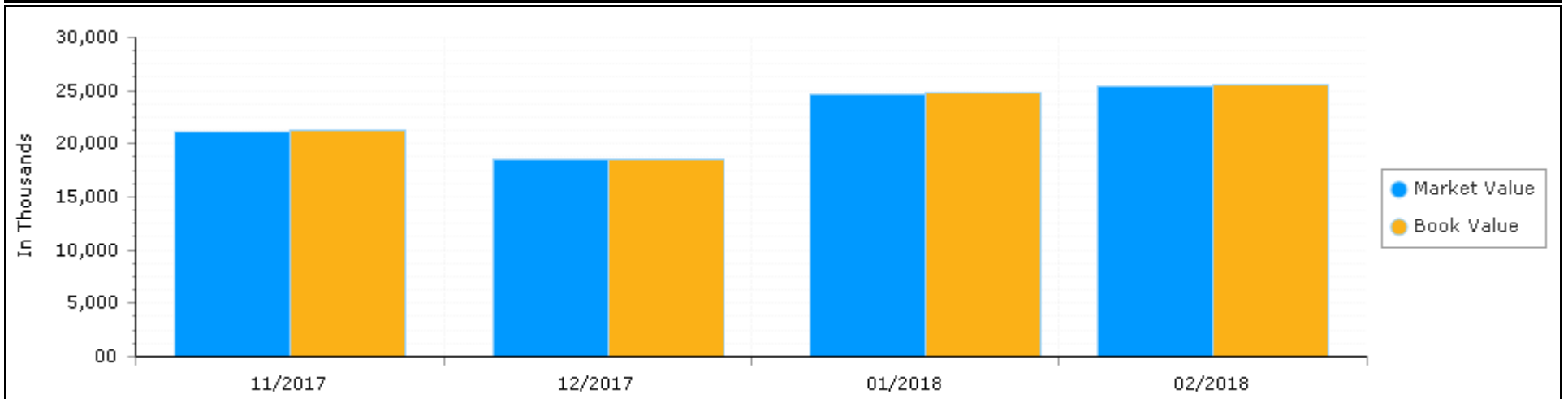


Odessa College Portfolio Summary by Month All Portfolios

Begin Date: 11/30/2017, End Date: 2/28/2018

Month	Market Value	Book Value	Unrealized Gain/Loss	YTM @ Cost	YTM @ Market	Duration	Days To Maturity
11/30/2017	21,165,779.19	21,211,443.94	-45,664.75	1.66	1.85	1.17	440
12/31/2017	18,497,567.19	18,576,366.82	-78,799.63	1.73	2.06	1.27	477
1/31/2018	24,715,683.79	24,818,060.59	-102,376.80	1.70	2.00	0.90	337
2/28/2018	25,446,336.48	25,576,361.39	-130,024.91	1.72	2.11	0.86	322
Total / Average	22,456,341.66	22,545,558.19	-89,216.52	1.70	2.01	1.03	386

Market Value / Book Value Comparison





Odessa College Distribution by Asset Class - Market Value

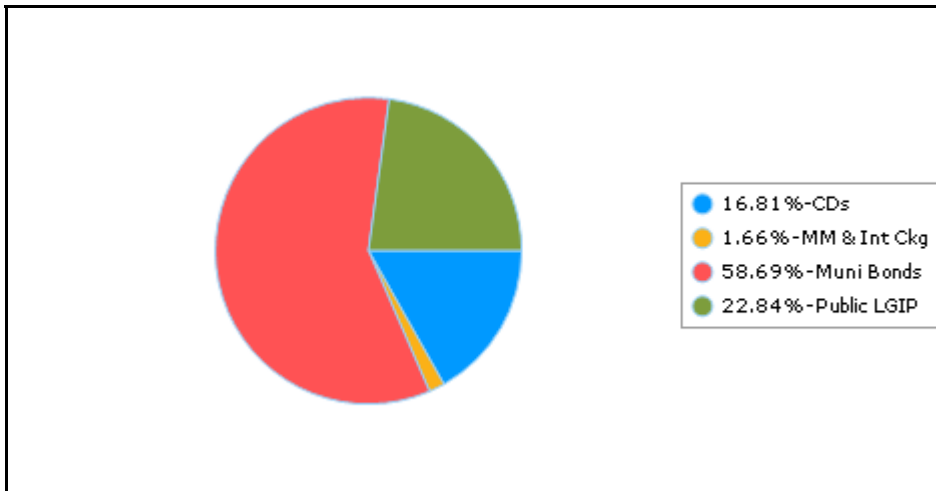
All Portfolios

Begin Date: 11/30/2017, End Date: 2/28/2018

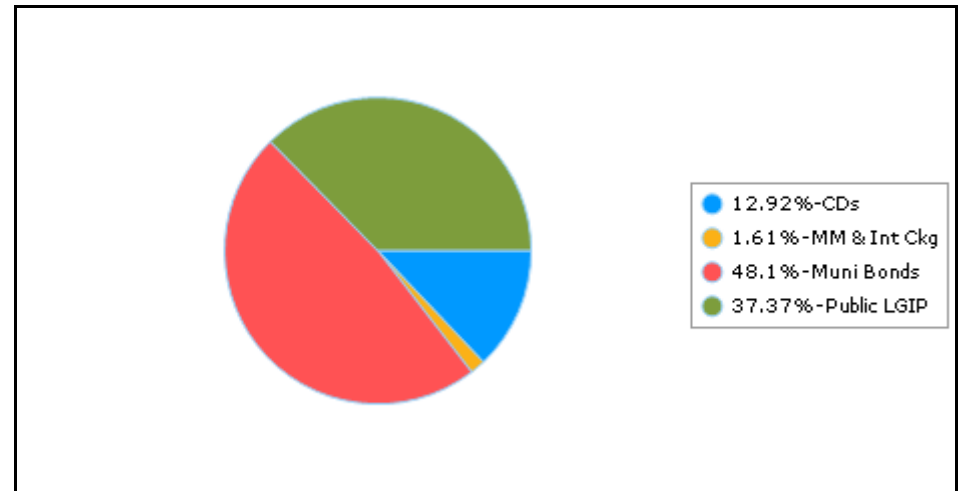
Asset Class Allocation

Asset Class	Market Value 11/30/2017	% of Portfolio 11/30/2017	Market Value 2/28/2018	% of Portfolio 2/28/2018
CDs	3,557,723.69	16.81	3,287,821.93	12.92
MM & Int Ckg	352,401.44	1.66	410,813.82	1.61
Muni Bonds	12,421,561.85	58.69	12,239,212.70	48.10
Public LGIP	4,834,092.21	22.84	9,508,488.03	37.37
Total / Average	21,165,779.19	100.00	25,446,336.48	100.00

Portfolio Holdings as of 11/30/2017



Portfolio Holdings as of 2/28/2018





Odessa College Distribution by Asset Class - Market Value

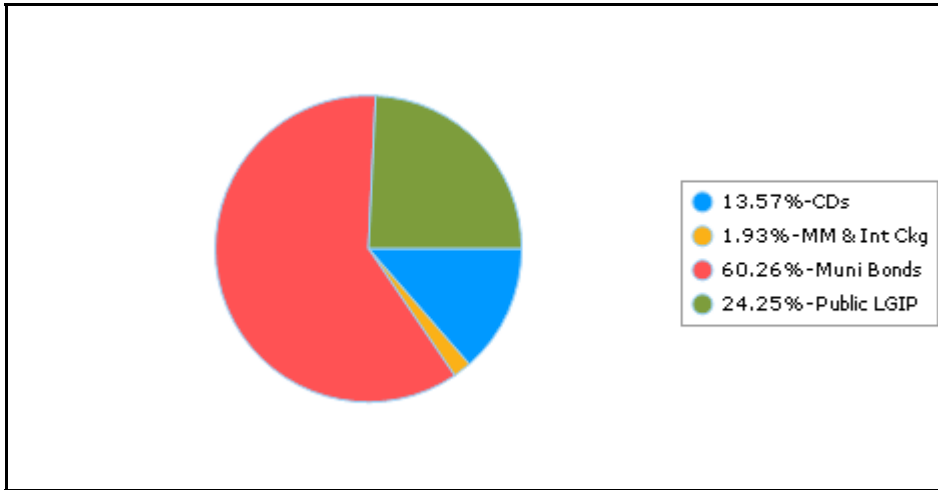
Fund Group: **Pooled Operating**

Begin Date: 11/30/2017, End Date: 2/28/2018

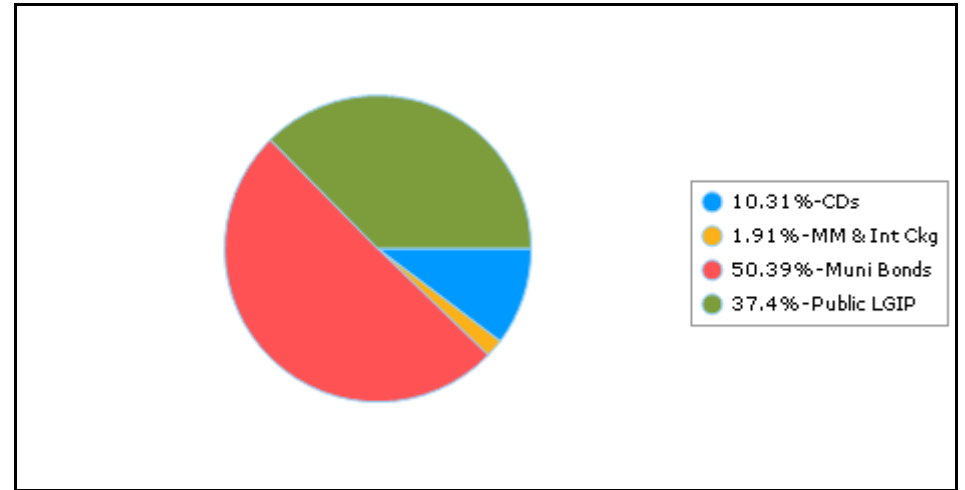
Asset Class Allocation

Asset Class	Market Value 11/30/2017	% of Portfolio 11/30/2017	Market Value 2/28/2018	% of Portfolio 2/28/2018
CDs	2,481,201.60	13.57	2,218,213.61	10.31
MM & Int Ckg	352,401.44	1.93	410,812.78	1.91
Muni Bonds	11,020,119.85	60.26	10,845,862.70	50.39
Public LGIP	4,434,781.64	24.25	8,049,378.34	37.40
Total / Average	18,288,504.53	100.00	21,524,267.43	100.00

Portfolio Holdings as of 11/30/2017



Portfolio Holdings as of 2/28/2018





Odessa College Distribution by Asset Class - Market Value

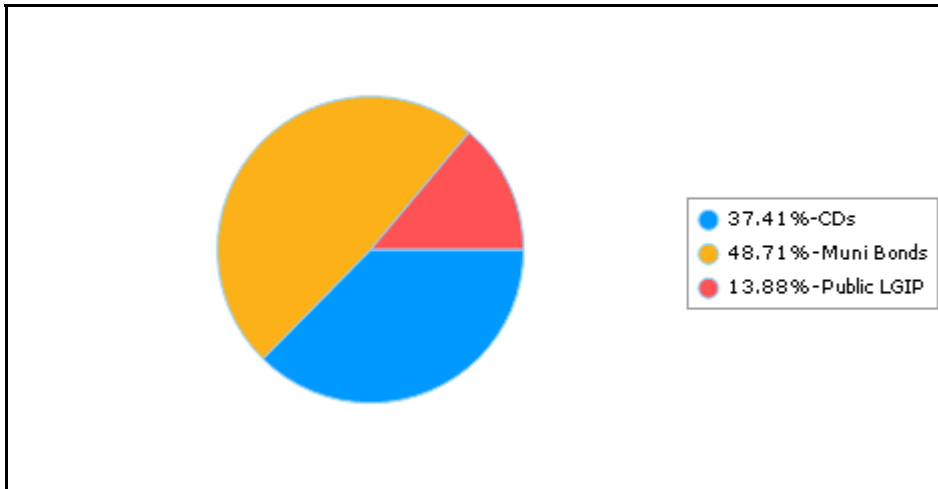
Fund Group: **Debt Service**

Begin Date: 11/30/2017, End Date: 2/28/2018

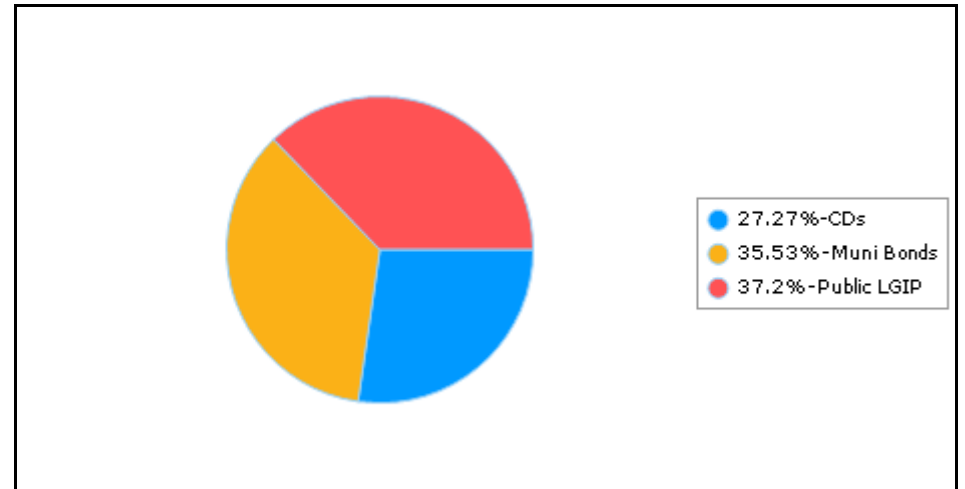
Asset Class Allocation

Asset Class	Market Value 11/30/2017	% of Portfolio 11/30/2017	Market Value 2/28/2018	% of Portfolio 2/28/2018
CDs	1,076,522.09	37.41	1,069,608.32	27.27
Muni Bonds	1,401,442.00	48.71	1,393,350.00	35.53
Public LGIP	399,310.57	13.88	1,459,109.69	37.20
Total / Average	2,877,274.66	100.00	3,922,068.01	100.00

Portfolio Holdings as of 11/30/2017



Portfolio Holdings as of 2/28/2018

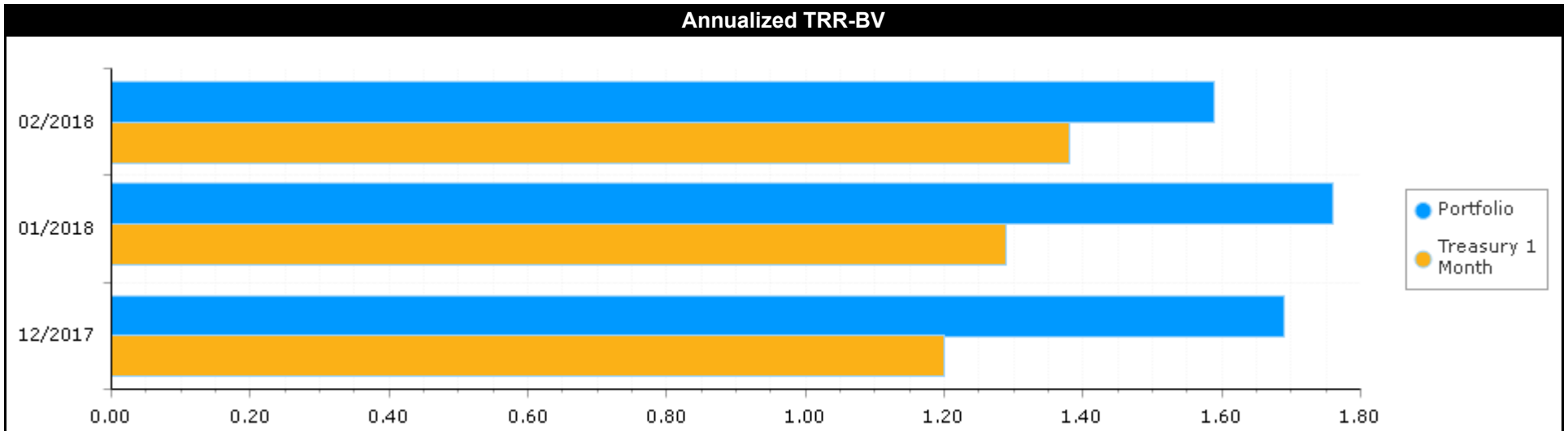




Odessa College Total Rate of Return - Book Value by Month All Portfolios

Begin Date: 12/31/2017, End Date: 2/28/2018

Month	Beginning BV + Accrued Interest	Interest Earned During Period-BV	Realized Gain/Loss-BV	Investment Income-BV	Average Capital Base-BV	TRR-BV	Annualized TRR-BV	Treasury 1 Year
12/31/2017	21,331,181.91	29,050.19	0.00	29,050.19	20,796,375.58	0.14	1.69	1.20
1/31/2018	18,676,831.33	27,272.94	0.00	27,272.94	18,777,925.87	0.15	1.76	1.29
2/28/2018	24,916,829.93	32,847.26	0.00	32,847.26	24,933,436.58	0.13	1.59	1.38



TRR-BV = Total Rate of Return on Book Value

Interest Earned: Quarterly \$ 89,170.39 / Fiscal YTD: \$ 185,439.01



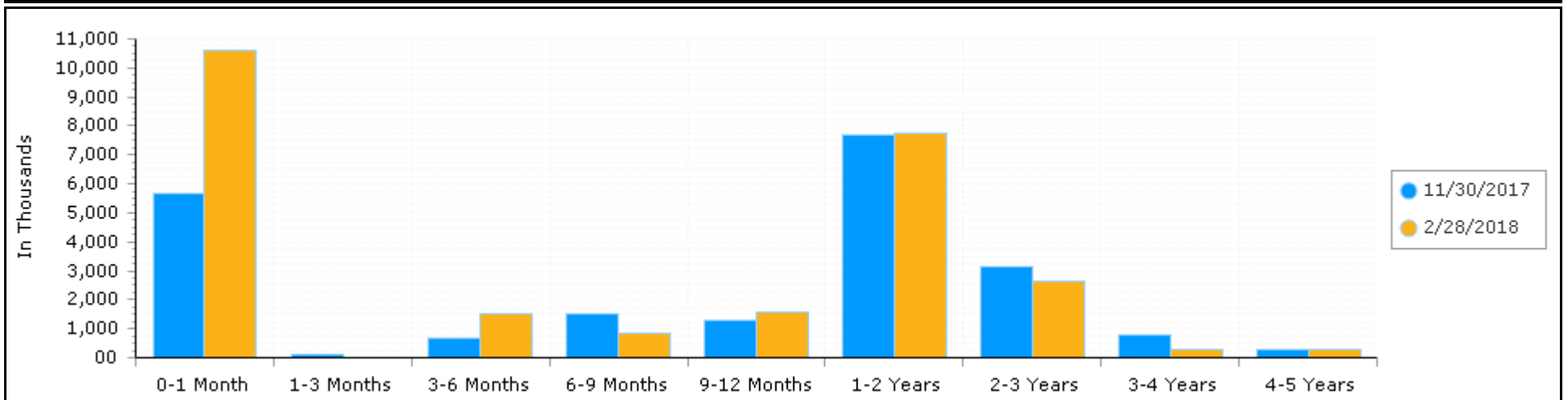
Odessa College Distribution by Maturity Range - Market Value All Portfolios

Begin Date: 11/30/2017, End Date: 2/28/2018

Maturity Range Allocation

Maturity Range	Market Value 11/30/2017	% of Portfolio 11/30/2017	Market Value 2/28/2018	% of Portfolio 2/28/2018
0-1 Month	5,685,507.59	26.86	10,594,301.85	41.63
1-3 Months	100,336.00	0.47	0.00	0.00
3-6 Months	675,418.50	3.19	1,500,015.00	5.89
6-9 Months	1,501,035.00	7.09	837,842.10	3.29
9-12 Months	1,318,182.00	6.23	1,573,052.50	6.18
1-2 Years	7,685,193.57	36.31	7,753,836.62	30.47
2-3 Years	3,145,580.73	14.86	2,659,279.91	10.45
3-4 Years	780,592.80	3.69	260,175.00	1.02
4-5 Years	273,933.00	1.29	267,833.50	1.05
Total / Average	21,165,779.19	100.00	25,446,336.48	100.00

Portfolio Holdings





Odessa College Portfolio Holdings by Portfolio Name All Portfolios

Date: 2/28/2018

Description CUSIP	Face Amount / Shares	Settlement Date YTM @ Cost	Cost Value Book Value	Market Price YTM @ Market	Market Value Accrued Interest	% Portfolio Unre. Gain/Loss	Credit Rating Credit Rating	Days To Call/Maturity Duration To Maturity
Construction - Liquid Assets								
BBVA Compass - Construction Checking MM MM7859	1.04	4/30/2017 1.56	1.04 1.04	100.00 1.56	1.04	0% 0.00	NR NR	1 0
			1.04		1.04	0%		1
Sub Total Construction - Liquid Assets	1.04	1.56	1.04	1.56		0.00		0
Debt Service - Fixed Income								
Barclays Bank 2.05 12/17/2019 06740KJC2	247,000.00	12/17/2014 2.05	247,000.00 247,000.00	99.64 2.26	246,105.12 1,012.70	0.97% -894.88	NR NR	657 1.77
Customers Bank PA 2.1 9/10/2019 23204HCA4	245,000.00	9/10/2014 2.10	245,000.00 245,000.00	99.72 2.29	244,322.08 2,410.40	0.96% -677.92	NR NR	559 1.5
Discover Bank DE 2.1 8/27/2019 2546714X5	245,000.00	8/27/2014 2.54	240,000.00 243,507.67	99.75 2.27	244,396.32 14.10	0.95% 888.65	NR NR	545 1.48
Fresno County CA 2.488 8/15/2019-18 358266CQ5	1,400,000.00	9/22/2015 2.40	1,404,536.00 1,401,699.01	99.53 2.82	1,393,350.00 1,257.82	5.48% -8,349.01	NR S&P-AA-	168 1.45
Goldman Sachs NY 1.95 3/12/2019 38147JVL3	245,000.00	3/12/2014 1.95	245,000.00 245,000.00	100.00 1.95	244,994.86 2,212.05	0.96% -5.14	NR NR	377 1.02
Signature Bank AR 1.6 9/27/2019 82669LFX6	90,000.00	9/29/2015 1.60	90,000.00 90,000.00	99.77 1.75	89,789.94 0.00	0.35% -210.06	NR NR	576 1.56
			2,471,536.00		2,462,958.32	9.67%		328
Sub Total Debt Service - Fixed Income	2,472,000.00	2.28	2,472,206.68	2.53	6,907.07	-9,248.36		1.45
Debt Service - Liquid Assets								
TexPool - Prime LGIP LGIP0005P	457,400.59	4/30/2017 1.58	457,400.59 457,400.59	100.00 1.58	457,400.59	1.79% 0.00	NR NR	1 0
TexPool - Prime LGIP LGIP0001P	19,801.31	4/30/2017 1.58	19,801.31 19,801.31	100.00 1.58	19,801.31	0.08% 0.00	NR NR	1 0
TexPool - Prime LGIP LGIP0007P	269,505.56	4/30/2017 1.58	269,505.56 269,505.56	100.00 1.58	269,505.56	1.05% 0.00	NR NR	1 0



Odessa College Portfolio Holdings by Portfolio Name All Portfolios

Date: 2/28/2018

Description CUSIP	Face Amount / Shares	Settlement Date YTM @ Cost	Cost Value Book Value	Market Price YTM @ Market	Market Value Accrued Interest	% Portfolio Unre. Gain/Loss	Credit Rating Credit Rating	Days To Call/Maturity Duration To Maturity
TexPool - Prime LGIP		4/30/2017	707,402.23	100.00	707,402.23	2.77%	NR	1
LGIP0003P	707,402.23	1.58	707,402.23	1.58		0.00	NR	0
TexPool LGIP		4/30/2017	5,000.00	100.00	5,000.00	0.02%	NR	1
LGIP0002	5,000.00	1.34	5,000.00	1.34		0.00	NR	0
			1,459,109.69		1,459,109.69	5.71%		1
Sub Total Debt Service - Liquid Assets	1,459,109.69	1.57	1,459,109.69	1.57		0.00		0
Pooled Operating - Fixed Income								
Ally Bank 2 10/26/2020		10/26/2017	247,000.00	98.83	244,118.99	0.97%	NR	971
02006L6F5	247,000.00	2.00	247,000.00	2.46	1,691.78	-2,881.01	NR	2.58
Beaumont Texas 1.65 9/1/2018-17		3/27/2015	339,539.25	100.03	335,087.10	1.31%	Moody's-A2	185
074561MX6	335,000.00	1.25	335,669.67	1.60	2,717.69	-582.57	S&P-AA	0.5
BMW Bank UT 1.95 5/22/2020		5/22/2015	247,000.00	99.03	244,604.59	0.97%	NR	814
05580ABS2	247,000.00	1.95	247,000.00	2.40	1,293.20	-2,395.41	NR	2.18
California Earthquake 2.805 7/1/2019-17		6/2/2015	433,213.20	99.85	419,382.60	1.66%	Moody's-Aa3	488
13017HAE6	420,000.00	2.00	424,327.54	2.92	1,865.32	-4,944.94	NR	1.32
California State Gov Bonds 6.2 10/1/2019-18		12/16/2014	357,279.00	105.81	317,439.00	1.25%	Moody's-Aa3	215
13063A7G3	300,000.00	2.00	318,983.90	2.45	7,595.00	-1,544.90	S&P-AA	1.51
Capital One VA 1.65 6/3/2019		6/1/2017	248,000.00	99.52	246,799.18	0.97%	NR	460
1404203B4	248,000.00	1.65	248,000.00	2.04	997.78	-1,200.82	NR	1.25
Capital One VA 1.95 7/15/2019		7/15/2015	247,000.00	99.71	246,295.56	0.97%	NR	502
14042E4S6	247,000.00	1.95	247,000.00	2.16	580.62	-704.44	NR	1.36
Cit Bank UT 2.1 11/13/2019		11/13/2014	247,000.00	99.77	246,430.42	0.97%	NR	623
17284C3N2	247,000.00	2.10	247,000.00	2.24	1,520.57	-569.58	NR	1.67
Communityone Bank NC 1.7 6/18/2019		6/27/2014	248,000.00	99.91	247,784.98	0.97%	NR	475
204163BP3	248,000.00	1.70	248,000.00	1.77	831.65	-215.02	NR	1.29



Odessa College Portfolio Holdings by Portfolio Name All Portfolios

Date: 2/28/2018

Description CUSIP	Face Amount / Shares	Settlement Date YTM @ Cost	Cost Value Book Value	Market Price YTM @ Market	Market Value Accrued Interest	% Portfolio Unre. Gain/Loss	Credit Rating Credit Rating	Days To Call/Maturity Duration To Maturity
Connecticut State 4.407 4/1/2019-18 20772G5J3	250,000.00	8/18/2017 1.70	260,760.00 257,227.95	102.00 2.54	254,997.50 4,498.81	1.01% -2,230.45	Moodys-A1 S&P-A+	32 1.06
Dallas Fort Worth TX 3.12 11/1/2018 235036TB6	500,000.00	3/24/2017 1.50	512,775.00 505,353.75	100.55 2.29	502,755.00 5,070.00	1.98% -2,598.75	Moodys-A1 S&P-A+	246 0.67
Dallas Texas 0 2/15/2019 235218L36	350,000.00	8/14/2017 1.75	340,952.50 344,209.60	97.79 2.33	342,258.00 0.00	1.35% -1,951.60	Moodys-A1 S&P-AA-	352 0.96
Denver Colo Pub Schs 2.168 12/15/2020 249218AT5	780,000.00	10/27/2017 2.00	783,946.80 783,519.37	98.45 2.75	767,886.60 3,429.05	3.06% -15,632.77	Moodys-Aa3 Fitch-AA	1021 2.72
District Columbia 5.27 6/1/2020-19 25476FKZ0	355,000.00	7/31/2015 2.20	404,700.00 378,176.46	105.22 2.86	373,541.65 4,521.22	1.48% -4,634.81	Moodys-Aa1 S&P-AA	458 2.14
District Columbia 5.27 6/1/2020-19 25476FKZ0	500,000.00	6/25/2015 2.27	569,700.00 531,854.02	105.22 2.86	526,115.00 6,367.92	2.08% -5,739.02	Moodys-Aa1 S&P-AA	458 2.14
Florida Hurricane 2.107 7/1/2018-17 34074GDG6	500,000.00	5/11/2017 1.20	505,110.00 501,510.89	100.00 2.10	500,005.00 1,668.04	1.96% -1,505.89	Moodys-Aa3 S&P-AA	123 0.34
Florida Hurricane 2.107 7/1/2018-17 34074GDG6	1,000,000.00	5/5/2015 1.50	1,018,600.00 1,001,984.22	100.00 2.10	1,000,010.00 3,336.08	3.92% -1,974.22	Moodys-Aa3 S&P-AA	123 0.34
Greater Orlando FL 3.733 10/1/2020 392274A97	250,000.00	10/9/2015 1.80	272,915.00 261,917.31	102.01 2.92	255,022.50 3,810.77	1.02% -6,894.81	Moodys-Aa3 S&P-AA-	946 2.46
Houston Tex 2.316 1/1/2019-18 4423487N2	500,000.00	10/29/2015 1.55	511,805.00 503,124.25	99.83 2.52	499,170.00 1,833.50	1.97% -3,954.25	Moodys-A3 NR	307 0.84
Houston Texas 1.803 3/1/2018 442331WQ3	675,000.00	2/26/2014 1.32	687,703.50 675,008.68	100.00 1.79	675,000.00 5,983.71	2.64% -8.68	NR S&P-AA	1 0.01
HSBC Bank VA Step 11/17/2020-18 40434AC72	248,000.00	11/17/2015 2.33	248,000.00 248,000.00	100.00 2.98	247,990.58 1,119.74	0.97% -9.42	NR NR	78 2.62
Illinois State 2.23 6/15/2019-18 452227JH5	700,000.00	3/2/2016 1.40	718,578.00 707,307.35	99.76 2.42	698,292.00 3,165.36	2.77% -9,015.35	NR S&P-AA	107 1.28



Odessa College Portfolio Holdings by Portfolio Name All Portfolios

Date: 2/28/2018

Description CUSIP	Face Amount / Shares	Settlement Date YTM @ Cost	Cost Value Book Value	Market Price YTM @ Market	Market Value Accrued Interest	% Portfolio Unre. Gain/Loss	Credit Rating Credit Rating	Days To Call/Maturity Duration To Maturity
Kansas City MO 3.68 3/1/2020 485106GP7	500,000.00	8/8/2017 1.75	524,085.00 518,835.71	102.08 2.61	510,395.00 9,046.67	2.03% -8,440.71	Moodys-A1 S&P-AA-	732 1.92
Lehigh County PA 3.44 12/1/2018-17 524803AZ6	225,000.00	1/11/2016 1.60	236,639.25 228,044.96	100.30 3.03	225,679.50 1,870.50	0.89% -2,365.46	NR S&P-A	276 0.75
Midland County TX 5.355 5/15/2019-18 597502BE2	300,000.00	10/16/2014 1.89	345,426.00 311,981.38	102.99 2.83	308,967.00 4,596.38	1.22% -3,014.38	Moodys-Aa3 NR	76 1.18
Milwaukee Wisconsin 2.457 7/1/2019-18 602401AW1	395,000.00	6/16/2017 1.70	400,972.40 398,912.12	98.63 3.51	389,568.75 1,536.65	1.56% -9,343.37	NR S&P-A+	123 1.32
Montana State 4.568 5/15/2019-18 61212LJU4	200,000.00	5/11/2017 1.55	211,906.00 207,153.33	102.53 2.44	205,062.00 2,613.91	0.81% -2,091.33	Moodys-Aa3 NR	76 1.18
Odessa Texas 4 3/1/2019 676006QS1	250,000.00	6/25/2015 1.30	274,185.00 256,581.20	102.54 1.45	256,357.50 4,916.67	1% -223.70	Moodys-Aa3 S&P-AA	366 0.98
Ohio State 4.621 3/1/2020-19 6775206N3	200,000.00	10/5/2015 2.00	221,996.00 210,006.88	104.02 2.56	208,040.00 4,543.98	0.82% -1,966.88	Moodys-Aa1 S&P-AA+	366 1.9
Port Corpus Christi TX 1.854 12/1/2018-17 733911BJ9	250,000.00	5/27/2015 1.85	250,000.00 250,000.00	99.84 2.07	249,587.50 1,120.12	0.98% -412.50	Moodys-A1 S&P-A+	276 0.75
Sterling Bank MO 1.8 1/28/2020 85916VBZ7	249,000.00	8/28/2017 1.80	249,000.00 249,000.00	99.01 2.33	246,523.20 0.00	0.97% -2,476.80	NR NR	699 1.89
Texas A & M University 4 5/15/2021 88213ACH6	250,000.00	2/13/2018 2.40	262,445.00 262,287.73	104.07 2.67	260,175.00 2,861.11	1.03% -2,112.73	Moodys-Aaa S&P-AAA	1172 3.02
Texas A&M University 2.246 5/15/2022 88213AEH4	275,000.00	11/7/2017 2.05	277,315.50 277,156.92	97.39 2.91	267,833.50 1,767.17	1.08% -9,323.42	Moodys-Aaa S&P-AAA	1537 4.02
Texas Security Bank TX 1.6 5/30/2019-17 88269AAM0	249,000.00	5/30/2017 1.60	249,000.00 249,000.00	99.46 2.03	247,666.11 0.00	0.97% -1,333.89	NR NR	30 1.24
Texas State 1.986 10/1/2019 882723PM5	500,000.00	5/19/2015 1.50	510,230.00 503,717.67	99.45 2.34	497,235.00 4,054.75	1.97% -6,482.67	Moodys-Aaa S&P-AAA	580 1.56



Odessa College
Portfolio Holdings by Portfolio Name
All Portfolios

Date: 2/28/2018

Description CUSIP	Face Amount / Shares	Settlement Date YTM @ Cost	Cost Value Book Value	Market Price YTM @ Market	Market Value Accrued Interest	% Portfolio Unre. Gain/Loss	Credit Rating Credit Rating	Days To Call/Maturity Duration To Maturity
			13,462,777.40		13,064,076.31	51.58%		411
Sub Total Pooled Operating - Fixed Income	12,990,000.00	1.73	13,184,852.86	2.43	102,825.72	-120,776.55		1.41
Pooled Operating - Liquid Assets								
BBVA Compass - Checking MM MM0597	410,812.78	5/31/2017 1.56	410,812.78	100.00 1.56	410,812.78	1.61% 0.00	NR NR	1 0
LOGIC LGIP LGIP7010	3,700,483.32	4/30/2017 1.59	3,700,483.32	100.00 1.59	3,700,483.32	14.47% 0.00	NR NR	1 0
Lone Star LGIP LGIP8501	43,161.92	4/30/2017 1.33	43,161.92	100.00 1.33	43,161.92	0.17% 0.00	NR NR	1 0
Lone Star LGIP LGIP8501P	4,052,246.31	4/30/2017 1.59	4,052,246.31	100.00 1.59	4,052,246.31	15.84% 0.00	NR NR	1 0
TexPool - Prime LGIP LGIP0002P	216,295.54	4/30/2017 1.58	216,295.54	100.00 1.58	216,295.54	0.85% 0.00	NR NR	1 0
TexPool LGIP LGIP0002	37,191.25	4/30/2017 1.34	37,191.25	100.00 1.34	37,191.25	0.15% 0.00	NR NR	1 0
Sub Total Pooled Operating - Liquid Assets	8,460,191.12	1.59	8,460,191.12	1.59	8,460,191.12	33.09% 0.00		1 0
			25,853,615.25		25,446,336.48	100.00%		244
TOTAL PORTFOLIO	25,381,301.85	1.73	25,576,361.39	2.11	109,732.79	-130,024.91		0.87